



PREMIUM VINYL REPLACEMENT  
WINDOWS AND DOORS





# *Warranty*

Ideal's windows and doors have been designed to create a lasting impression, while adding value to your home. Our products are built for durability, security, and energy efficiency and will continue look like new for years. Since we manufacture most of our own products, it's easy to honor your investment with one of the best warranties in the industry. We cover everything from the frame and sash to hardware and screens; it's our way of saying "Thank You". Being respected as a leader in the industry for 90 years, there is no hidden cost to receive this protection. In fact, you're able to transfer this warranty on to the next homeowner. So relax - we've got you covered.

For more information on Ideal's warranty please visit our website at  
[www.idealwindow.com/warranty](http://www.idealwindow.com/warranty)



# OUR *Commitment* TO THE ENVIRONMENT



At Ideal, we've always been committed to the environment. That's why from the very beginning, our manufacturing process combines environmental responsibility and sustainability with high-quality finished products.

We only use lead-free, non-petroleum based PVC vinyl, so our production eliminates burning and doesn't generate harmful gases. We also recycle vinyl scrap and glass components to help minimize the impact on local landfills.

Over the past 20 years, modern PVC vinyl has been found to perform positively in terms of product durability, energy efficiency, and insulation value. It saves energy, reduces carbon dioxide emissions, and utilizes 20 percent less energy to produce than other plastics. PVC is a highly recyclable material; more than one billion pounds are recycled annually.



# THE IDEAL STORY

*Since Ideal began 90 years ago, we've been dedicated to manufacturing reliable, energy-efficient windows and doors that are beautiful and worry-free.*

*Ideal began in 1924 when Irving Rogow founded his venetian blind business. By the mid 1930's he employed over 100 people. In 1942, Mr. Rogow patented an innovated venetian blind bracket that is still in use even today.*

*Gold Bond Inc. was established after World War II as a wholesaler of venetian blind supplies. In 1952 Gold Bond began manufacturing storm windows and doors. Due to its huge success in the sale of these products, the company changed its name to Ideal Aluminum Products. In 1972, 315,000 storm windows and doors were produced. At that time Ideal also entered the aluminum replacement window business. Nine years later, Rogow Window Manufacturing Company was established and vinyl windows were manufactured on a limited basis until 1983. In 1983 full-scale manufacturing of vinyl windows began at our new facility on Kennedy Boulevard in Bayonne, New Jersey.*

*Today Ideal employs over 100 people and continues to operate out of three Bayonne locations. We have been and will continue to be a leader in design, manufacturing and marketing of replacement and new construction windows. We are proud to sell windows to the children and grandchildren of some of our original customers. It is not our goal to be the biggest window manufacturer but to be the very best at what we do.*




Circa 1924





# DOUBLE HUNG

Whether you need replacement windows for a remodel job or windows for new construction, Ideal offers four models of timeless, double-hung windows that fit your style and budget.



## FEATURES & BENEFITS

- ▶ Virgin vinyl frame and sashes are fusion welded to provide precise tolerances
- ▶ Dual weather-stripping seals on all sash-to-frame contact points ensuring protection from the elements – The sashes are processed to allow the weather-stripping to run the full width or height of the sash
- ▶ Low profile tilt latches allow the sashes to tilt inward for easy cleaning from within the home
- ▶ Frames are custom made every 1/4" in width and height, manufactured specific to each required opening
- ▶ Energy efficient 7/8" insulated glass provides year round comfort – Several glazing options are available
- ▶ Internal grids are available in a variety of styles and patterns
- ▶ Electrostatic painted, extruded aluminum locking screen is color matched
- ▶ Stylish cam locks provide security and stability – Double locks are provided on all double hung windows 26" and wider
- ▶ Heavy duty night latches, while engaged, limit the sash opening and provide partial ventilation
- ▶ Overlapping interlocking sashes provide maximum view and ensure positive sash-to-sash contact providing superior strength, durability, and enhances thermal performance

## ULTRA TITE

Superior Vinyl Replacement Series

- ▶ Triple seal, stepped, sloped sill minimizes air infiltration and ensures quick water drainage
- ▶ Triple seal, dedicated head jamb features an anti-drift snubber, which "snaps" the top sash into place
- ▶ Decorative heritage sash profiles look slimmer and provide a traditional "wood window" look
- ▶ Top and bottom sashes feature a heavy duty, double-wall lift handle with decorative end caps
- ▶ Teflon coated stainless steel constant force balance system allows sashes to be raised and lowered with ease
- ▶ Balance covers conceal balances and provide interior with a finished look
- ▶ Locking half screen



*Stylish Lock*



*Shark Fin Tilt Latch*



*Triple Seal, Stepped Sill*



*Heritage Style Sash*



*Linen*



*Almond*



*Sahara Brown/Linen*



*Oak/Linen*

## DuraWeld

Premium Vinyl Replacement Series

- ▶ Stepped, sloped sill minimizes air infiltration and ensures quick water drainage
- ▶ Dual seal, dedicated head jamb features an anti-drift snubber, which "snaps" the top sash into place
- ▶ Teflon coated stainless steel constant force balance system allows sashes to be raised and lowered with ease
- ▶ Balance covers conceal balances and provide interior with a finished look



*Stylish Lock*



*Slim Line Low Profile Tilt Latch*



*Linen*




## PerfectFit WINDOWS

- ▶ Fully-welded, weepless sloped sill
- ▶ Unique raised exterior contour adds elegance to your home
- ▶ Steel reinforced sashes prevent sash deflection, which can result in locks that don't lock
- ▶ New construction frame option to accommodate several applications
- ▶ Teflon coated stainless steel constant force balance system



Stylish Lock



Forced Entry  
Night Latch



Steel  
Reinforcement



Raised  
Contour Exterior

## The Professional Multi-Purpose Vinyl Window Series

- ▶ Fully-welded, weepless sloped sill for a traditional wood appearance
- ▶ A stylish raised contour exterior adds curb appeal
- ▶ Steel reinforced sashes prevent sash deflection, which can result in locks that don't lock
- ▶ Multiple frame options for a variety of applications
- ▶ Block & Tackle balance system



## OPTION COMPARISON

	UltraTite	DuraWeld	PerfectFit	Professional
Full screen	•	•	•	•
SDL grids	•		•	
Obscure glass	•	•	•	•
Dp-50 Upgrade	•		•	•
Nailing Fin			•	•
Tilt Only Privacy Blinds	•		•	
Factory mulled multiple units			•	•
UltraVue screen	•	•	•	•
Energy Smart Package	•	•	•	•
Energy Gold Package	•			
R-5 Energy Package	•		•	
Energy Green Package			•	
3-Kr Package	•		•	

# CASEMENT & AWNING

Our Casement and Awning windows offer exquisite beauty and excellent thermal efficiency. With a modern contemporary look, these products are among the best performing windows available. Securely sealed when closed, Casement windows open outward to 90° and can be hinged from either left or right, while Awning windows are hinged from the top. Both provide refreshing ventilation when you desire it.



## CASEMENT

Casements add that comfortable look that feels right at home, while also providing maximum ventilation. The stylish beveled sash adds curb appeal while the Encore® folding handle provides a contemporary sleek look that “nests” attractively behind your window treatments.

- ▶ Exclusive multi-point locking system featuring 2, 3 or 4 keepers ensures a weather-tight seal
- ▶ High-performance E-Guard™ coating on multi-point locks outperform zinc plated hardware and provides a newer look for years to come
- ▶ Multiple hardware options provide smooth sash operation
- ▶ Optional nailing fin frame for new construction available
- ▶ 1, 2, 3, 4 or 5-lite configurations are available



## AWNING

Awning windows are appropriate for many styles of homes and look intriguing when grouped together with other windows. Hinged at the top, these windows provide ventilation while preventing rain from entering the home.

- ▶ Encore™ folding handle offers a smooth, contemporary look with minimal interference with window treatments
- ▶ High-performance E-Guard™ coating on hardware outperforms common zinc plated hardware and provides a newer look for years to come
- ▶ 1, 2, 3, or 4-lite vertical or horizontal configurations are available



## FEATURES & OPTIONS



*Folding Handle*



*Multi-Point Lock*



*Stylish Beveled Sash*



*New Construction Fin Available*




*Continuous Master Frame*



*Stainless Steel Coastal Hardware*

# SLIDER & BASEMENT

Slider and Basement Hopper windows are complementary products to all of our product lines. When space is limited, a small slider or vent window provides ventilation for basement or utility rooms. Color matched to all of our products, these windows are both functional and efficient.



## SLIDER

Each of our slider windows feature clean lines offering a streamlined look. An advanced track system allows the sashes to glide smoothly, making them easy to operate. These practical windows offer a fine alternative to our Casement windows.

- ▶ Support bar provides added strength to the frame and prevents sagging
- ▶ Brass rollers on slider sashes for smooth and easy operation
- ▶ 2 or 3-lite units are available

**\*Note:** Support bar only available on the UltraTite Series



## BASEMENT HOPPER

Tilting inward, our basement hopper provides both light and ventilation in many hard to accommodate areas in your home. The stainless steel hinges provide durability while the sash tilts inward with easy turn and tilt locks.


- ▶ Designed to keep insects, rodents, and cold air outside of the home
- ▶ Optional dryer vent provides added protection from the weather and minimizes wall damage
- ▶ Quiet, trim-line louver doesn't clatter



## FEATURES & OPTIONS



Brass Rollers  
on Slider



\*Support Bar  
on all UltraTite  
Sliders



Stylish Lock  
on Slider




Dryer Vent Available  
For Hopper Only



# BAYS & BOWS


Increase your interior space and add a panoramic view simply by adding a bay or bow window. Built to last for decades, our bay and bow windows will introduce additional natural light into your home, and make any room appear larger.



## BOWS

Extending out to create the illusion of a rounded wall, a bow window consists of three or more adjoining casement windows with a slight projection.

- ▶ Available in three, four or five lites with your choice of 9 or 15 degree configurations
- ▶ 7/8" insulated glass and foam filled posts on all bow units deliver excellent thermal performance
- ▶ Furniture grade unfinished birch veneer can be finished to match any interior
- ▶ Casement windows can be fixed or operable, venting in either left or right direction



## BAYS

Add a panoramic view and increase the sense of openness to any room. A bay window is usually composed of three individual windows; the center fixed picture window and either two double hung or casement flankers offering a look from contemporary to colonial.

- ▶ Available in 30° or 45° angle configurations to meet your design standards
- ▶ The center unit can be made operational or can be split into multiple units for additional design capabilities
- ▶ Furniture grade unfinished birch veneer can be finished to match any interior
- ▶ 7/8" insulated glass and foam filled posts on all bay units deliver energy efficiency
- ▶ Custom sizing and extended jamb depths for a beautiful fit in virtually any architecture



## FEATURES & OPTIONS



Factory Installed  
Cable Support System



Optional Maxx-Bay® TK  
Insulated Seatboard



All seatboards are made using  
PureBond®, a non toxic  
formaldehyde free coating

# SLIDING PATIO DOORS

## Series 1000 Patio Door

Connect your balcony, deck, patio or backyard to your indoors with our Series 1000 sliding patio door. Our patio door provides the indoors with expansive and uninterrupted views. And, by adding more natural light and fresh air, sliding patio doors can enlighten any room. Opening that door to an additional living area just got easier with the Series 1000 sliding patio door.



## FEATURES & BENEFITS

- ▶ Heavy duty fully welded frame and sash with a 0.95" wall thickness that enhances thermal and sound transmission, offering a more comfortable and quieter home
- ▶ Removable sill track with stainless steel roller track cap assures smooth, maintenance-free operation
- ▶ Fully weatherstripped frame and sash provides superior resistance to air and water infiltration
- ▶ Reinforced meeting rails and pull handle for added strength and durability
- ▶ Removable nailing fin for replacement applications
- ▶ Double weatherstripped interlock and reinforced meeting rails provide extra weather protection
- ▶ Full 1" thick tempered insulated glass provides enhanced energy savings
- ▶ Three standard side-lites available
- ▶ Matching fixed lite frames for transoms available

## OPTIONS

### COLORS



### HARDWARE



### DELUXE HANDLE / KEYLOCK

Deluxe handles with key locks standard in almond and two-tone doors.

Optional on white doors.

## ADDITIONAL OPTIONS



### MULTI-POINT LOCK WITH FOOTLOCK

A unique locking system that secures the door in two or more places for added security



Standard with all multi-point locks. Provides added security.

### GRIDS




Grids are placed inside the insulated glass unit, making cleaning a breeze.

# SLIDING PATIO DOORS

## Buckingham, Hampton

Sunview's traditional sliding patio doors offer the picture perfect view to your yard, deck or patio. These smooth-operating doors brighten and expand any room. Available in two, three or four panel designs with a long list of options to complement your home.



**BUCKINGHAM-ECO**  
premium vinyl patio door series



*Vinyl wrapped  
eco friendly  
composite core.*



*Standard Multi-Point  
lock on all Buckingham  
Patio Doors.*

- ▶ Mechanical frame with vinyl wrapped eco-friendly composite core
- ▶ Steel reinforced mechanical sash
- ▶ Fully weatherstripped frame and sash provides superior resistance to air and water infiltration
- ▶ 1" thick tempered insulated with Cardinal's Triple Silver Low-e
- ▶ Optional Triple Glaze available
- ▶ Optional Flat or Contour Grids, Brass or Pewter Pencil Grids available
- ▶ 2, 3 and 4-panel configurations
- ▶ 26 standard sizes available
- ▶ Custom sizes made from 52" to 189" wide and up to 96" tall
- ▶ DP-55 structural performance
- ▶ Ultra smooth rolling hardened nylon tandem rollers

**ECO-Friendly**  
Patio Doors

## HAMPTON

fusion welded vinyl patio door series

- ▶ Optional nailing fin
- ▶ Heavy duty fully welded frame and sash that enhances thermal efficiency
- ▶ Fully weatherstripped frame and sash provides superior resistance to air and water infiltration
- ▶ Reinforced meeting rails and pull handle for added strength and durability
- ▶ Double weatherstripped interlock and reinforced meeting rails provide extra weather protection
- ▶ Full 1" thick tempered insulated glass provides enhanced energy savings
- ▶ 2, 3, and 4 panel configurations
- ▶ 8 standard sizes available
- ▶ Custom sizes made from 52" to 144" wide and up to 84" tall





## COLORS



\*Oak & Cherry only  
available in Buckingham

## HARDWARE

Standard Elite



Optional Euro  
with Key Lock



Elite & Euro



White

Elite



Almond

Elite & Euro



Black

Euro



Satin  
Nickel

Euro



Black  
Nickel

Euro



Brass

All hardware available in solid colors inside and out.  
Metal finishes offered in two-tone optional white or black on the outside.

Additional hardware options available. Please see your salesmen for more information.

## ADDITIONAL OPTIONS



Kick Lock



Security  
Bar



\*\*Guardian  
Security Lock

\*\*Available in Buckingham Door only



\*\*V-Groove  
Glass



\*\*Blinds Between  
the Glass



Pet Resistant  
Insect Screen

## OPTION COMPARISON

	Buckingham	Hampton
Available K.D. (Knocked Down)	•	•
V-Groove Glass	•	
Lift and Tilt Privacy Blinds	•	
Brass or Pewter Pencil Grids	•	
Triple Glaze	•	
Grids (contour and flat)	•	•
Footlock	•	•
Top Lock	•	
Security Bar	•	•

# GRIDS, SIMULATED DIVIDED LITES AND DESIGNER GLASS


## GRIDS BETWEEN THE GLASS

Enjoy the look of divided lites without the maintenance. Grids are placed between two panes of insulated glass, making cleaning a snap.



*Select from a contour or flat grid*

### WINDOW GRIDS



*Diamond*

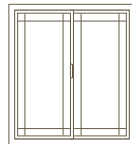


*Prairie*

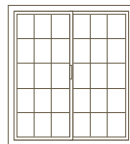


*Colonial*

### PATIO DOOR GRIDS



*Prairie*



*Colonial*

## SIMULATED DIVIDED LITES (SDL)

For that true classic look of “paned” window glass, our SDL option includes contour grids which are mounted on the exterior of the glass with a high bond adhesive system. A shadow bar placed between the panes of insulated glass completes the look.



*SDL  
Simulated Divided Lites*

## PENCIL GRIDS

Nothing provides the timeless style like authentic leaded glass on windows. Select from nickel or gold-tone solid grids to create a classic and memorable look. All grids are sealed between two panes of glass, making them easy to clean as well as energy efficient.

Available in Colonial and Prairie patterns.



*Pencil Grids*



# BLINDS, SCREENS, OBSCURE GLASS AND GEOMETRIC SHAPES



## BLINDS BETWEEN THE GLASS

Reduce exposure to allergens and fading of interior furnishings while increasing energy efficiency! This option provides privacy and light control...plus it's practically maintenance-free. Thermally sealed between insulated glass, our privacy blinds will last for years. Privacy blinds feature a hidden cord and easily raise, lower, and tilt with a light touch. Available in select window styles.



*One-touch operation*

## ULTRAVUE SCREEN

This excellent visibility insect screen provides clarity and more light through your windows. Views are clearer and the improved airflow allows fresh breezes to flow through.



- ▶ GREENGUARD certified for improved indoor air quality
- ▶ Infused with Microban antimicrobial product protection
- ▶ Perfect for windows where the focus is on the view



## OBSCURE GLASS

Let light in while still maintaining privacy with obscure glass. Perfect for bathrooms or anywhere privacy is needed.



## GEOMETRIC SHAPES

From picture windows, octagons, and trapezoids to full and half circles and more, Ideal can custom craft almost any window to help your home look distinctive. Our shapes allow you to create beautiful views and provide dynamic space, light, and style, opening up any room to more sun and picturesque views.



*Octagon*



*Half Circle*



*Full Circle*



*Trapezoid*



*Quarter Circle*



*Picture Window*



# ENERGY EFFICIENT OPTIONS



Ideal offers a range of energy-saving glass packages that meet or exceed the ENERGY STAR® requirements. Our 3-Kr Package qualifies for Energy Star's Most Efficient Program for 2013. Both our 3-Kr and R-5 Packages meet the US D.O.E's requirements for High Efficient R-5 windows.

## ENERGY-SAVING PACKAGES



### 3-Kr Package

- ▶ Triple pane I.G. unit featuring two surfaces of softcoat LowE Glass.
- ▶ 90% Krypton Gas fills both sealed airspaces.
- ▶ Frame and sash are foam filled.
- ▶ Warm Edge Intercept Spacer.



### R-5 Package

- ▶ Triple pane I.G. unit featuring two surfaces of softcoat LowE Glass.
- ▶ A blend of 45% Argon Gas and 45% Krypton Gas fills both sealed airspaces.
- ▶ Frame and sash are foam filled.
- ▶ Warm Edge Intercept Spacer.



### Energy Green Package

- ▶ Dual pane I.G. unit featuring a softcoat LowE Glass on surface #2 of the glass.
- ▶ Airspace filled with 95% Argon Gas.
- ▶ Foam filled frame and sashes.
- ▶ Ultra Intercept Spacer.



### Energy Gold Package

- ▶ Dual pane I.G. unit featuring one surface of softcoat LowE Glass.
- ▶ Airspace filled with 95% Argon Gas.
- ▶ Frame and sash are foam filled.
- ▶ Warm edge Intercept Spacer.



### Energy Smart Package

- ▶ Dual pane I.G. unit featuring one surface of softcoat LowE Glass.
- ▶ Airspace filled with 95% Argon Gas.
- ▶ Ultra Intercept Spacer.

## LowE Glass

Reduce energy costs by up to 20% with LowE glass. This metallic, high-performance glass helps keep solar heat out of your home, keeping temperatures cooler in the summer and warmer in the winter for optimal comfort. A slight bluish-gray tint keeps blue skies blue and white clouds white. It is a beautiful choice for your windows.



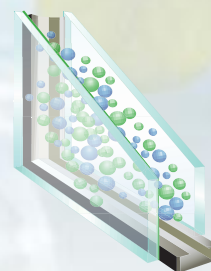
*In the summer, Low E glass reflects the sun's heat away from the home.*



*In the winter, LowE reflects radiant heat back in.*

## Argon Gas / Krypton Gas

Argon Gas, 190% more dense than air, slows down the movement of the air within the airspace, reducing the transfer of heat to cold for improved energy efficiency. Similar to Argon gas, Krypton gas is three times heavier and provides superior thermal efficiency. Krypton gas works best in narrow air space, making it the best choice when used in triple pane glass.



## Foam Filled Frames

Foam filled frames can increase the insulating value of the window's frame and sash members by up to 30%. This translates into a 3-8% improvement in the window's overall U-Value, enhancing condensation resistance and improving frame rigidity.





Making quality windows and doors in the United States for over 90 years

Ideal Window Mfg.

100 West 7th Street • Bayonne, NJ 07002

Tel: 800-631-3400 • Fax: 800-758-7528

[www.idealwindow.com](http://www.idealwindow.com)

