



ELEGANCE
STRENGTH
EFFICIENCY
PROTECTION

PROTM VINYL WINDOWS

 Soft-Lite[®]
Windows
Bringing quality to light.

Enhance your home in endless ways with Pro Windows!



Pro Windows from Soft-Lite allow you to create precisely the look and feel you've always wanted for your home! Whether you've dreamt of a panoramic view of the outdoors, new windows in unique shapes or colors, or are focused on more practical concerns such as improved efficiency and better protection, Pro Windows can give you what you yearn for!

Luxurious, One-of-a-Kind Style

Pro Windows offer a myriad of options that provide you practically limitless ways to design your new windows. Distinctive specialty shapes, classic woodgrain interiors and a rainbow of exterior colors, stunning decorative glass styles and much, much more. Create new windows that match your décor, inside and out, and add a new level of beauty to your home.


Cost-Saving Energy Efficiency

Is you're searching for windows that will eliminate drafts and make your home more airtight and comfortable, Pro Windows are an ideal choice. These products are designed and built to provide unsurpassed thermal efficiency. You'll love the cozy way your home feels, as well as the year-round savings you'll experience on your heating and cooling bills.

Intruder-Resistant Protection

Pro Windows are some of the safest, most secure products you can purchase for your home. They offer long-lasting durability and exceptional strength to keep your home and family safe and well-protected. In addition, you can rest assured that you're getting one of the most reliable windows on the market that will last for decades and require virtually no maintenance.

Standard features for affordable durability, efficiency and beauty.



- 1 **Fusion welded sashes and frame** are built to be exceptionally strong and durable, which helps prevent air and water infiltration.
- 2 **Full beveled head** provides a consistent, contemporary appearance around the top and sides of the window.*
- 3 **Integral lift rail** features comfortable, ergonomic design and is significantly stronger and more durable than snap-in lift rails.
- 4 **Super Spacer** metal-free warm-edge sealing system provides optimal reduction of heat and cold transfer around the glass perimeter.*
- 5 **Certa-Force balance system** provides smooth and easy operation of double hungs—and never requires lubrication or adjustment.*
- 6 **Low-profile tilt latches** on double hungs are easy to use and make cleaning a breeze.
- 7 **Screen latch** locks screen in place and is aesthetically pleasing.*
- 8 **Comfort Foam** R-5 expanding polyurethane foam insulates sash and frame extrusions, improving overall thermal efficiency*

* Feature not shown in photo


AAMA Gold Label Certification**

Air:	0.09 cfm at 25 mph – 3.3 times better than industry minimum of 0.30 cfm
Water:	R50 54 mph – 8" rain per hour – 66% over industry minimum 33 mph
Structural:	DP 50 171 mph – 82% stronger than industry minimum 94 mph

** With reinforcement



Dura-Sill™ engineered sloped sill, featuring a double-wall sill dam, creates a super-strong bond between sill and jamb for maximum weather protection.



Super-strong, durable reinforcement prevents meeting rails from warping and improves durability.



Delta heavy duty lock secures sashes and gives maximum weather protection.







Vent stop, when deployed, will limit sash travel to allow for ventilation while still providing a degree of safety.

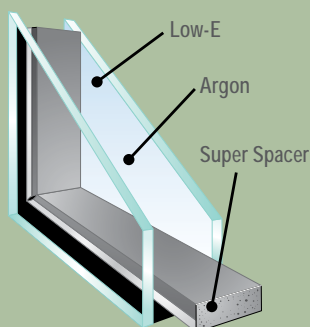
ENERGY STAR® Labeled Glass Choices

Soft-Lite® purchases the best available glass products from leaders in the industry that focus exclusively on glass fabrication. We offer an array of technologically advanced insulating glass systems that can be tailored to best perform in your climate region. This ensures that your new Pro™ Windows will provide the best possible thermal performance for your home, which will save you money on energy costs.

Below are several examples of the performance ratings that Pro Windows achieve—but the possibilities for various glass and Low-E combinations are practically endless. Soft-Lite offers an array of options, including double- or triple-glass configurations and several different Low-E coatings so that you can select the coating that works best for your climate region. Ask your authorized dealer about the best glass option for your home.





High-Performance Double-Strength Low-E Glass with Argon Gas and Super Spacer®

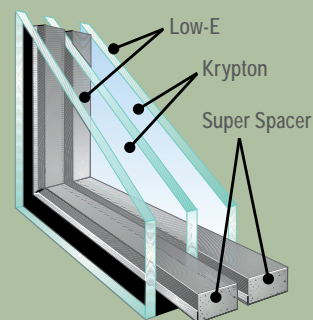
ENERGY STAR® Qualified in Highlighted Regions	
	
	
VINYL DOUBLE HUNG PRO Double Glazing, Argon Fill, Low-E	
ENERGY PERFORMANCE RATINGS	
U-Factor (U.S./I-P)	Solar Heat Gain Coefficient
0.28	0.30
ADDITIONAL PERFORMANCE RATINGS	
Visible Transmittance	Condensation Resistance
0.54	56
<small>Manufacturer stipulates that these ratings conform to applicable NFRC procedures for determining whole product performance. NFRC ratings are determined for a fixed set of environmental conditions and a specific product size. NFRC does not recommend any product and does not warrant the suitability of any product for any specific use. Consult manufacturer's literature for other product performance information.</small>	
<small>www.effc.org</small>	



Above values are for a Pro double-hung window with Low-E, featuring single-strength glass, Super spacer, argon gas, and without grids.

High-Performance Ultimate Glass™ with Krypton Gas and Super Spacer®

ENERGY STAR® Qualified in Highlighted Regions	
	
	
VINYL DOUBLE HUNG PRO Triple Glazing, Krypton Fill, Low E	
ENERGY PERFORMANCE RATINGS	
U-Factor (U.S./I-P)	Solar Heat Gain Coefficient
0.18	0.26
ADDITIONAL PERFORMANCE RATINGS	
Visible Transmittance	Condensation Resistance
0.43	68
<small>Manufacturer stipulates that these ratings conform to applicable NFRC procedures for determining whole product performance. NFRC ratings are determined for a fixed set of environmental conditions and a specific product size. NFRC does not recommend any product and does not warrant the suitability of any product for any specific use. Consult manufacturer's literature for other product performance information.</small>	
<small>www.effc.org</small>	



Above values are for a Pro double-hung window with Ultimate Glass, featuring triple-strength glass, Super Spacer, krypton gas, and without grids.

All NFRC® labels refer to whole-window performance, not just the insulated glass unit.



ENERGY STAR®

Pro Windows with high-performance glass qualify for the ENERGY STAR label—so they'll help you save money on your energy costs, while protecting the environment.



AAMA GOLD LABEL

Soft-Lite Pro Windows proudly carry the AAMA Gold Label, which means that they meet stringent performance standards for air, water and structural load.



MOST EFFICIENT

Most Pro Windows are ENERGY STAR "Most Efficient Products"—a new designation that recognizes the best of the best among ENERGY STAR qualified products.

Any style you want.

Pro™ Windows from Soft-Lite are available in practically every window operating style available. From traditional double-hungs or horizontal sliders to room-expanding bow and bay models. Easy-to-operate casements and awnings or unique garden window styles. You can replace your old, worn-out windows with the same style—or give your home a fresh new look and feel by selecting a different operating style.



1. DOUBLE-HUNG

Soft-Lite double-hung windows feature two operating sashes—so you can open both the top and bottom parts of the window. Their stylish beauty enhances the look of any home, they provide excellent thermal performance, and tilt-in sashes make cleaning and maintenance a breeze.

2. CASEMENT & AWNING

Casements and awning windows allow you to catch fresh breezes, or open them for easy cleaning, simply with the turn of a handle. A single lever lock that activates multiple locking points ensures these window styles are exceptionally secure as well. Casements open out to the side, while awning windows are top-hinged and open out at the bottom.

3. SLIDER

Sliding windows are beautifully designed to provide an unobstructed view, yet built tough for decades of smooth operation. Our unique Swing & Clean Slider offers all the benefits of a standard slider, but it incorporates swing-in sashes for convenient cleaning of the exterior glass.

4. BOW & BAY

The three-dimensional effects of a bow or bay window will enhance the look of any room by adding space, light and viewing area to your home. You can choose from 3- to 6-lite configurations with casement, double-hung or picture windows, and a wide selection of options.

5. GARDEN

GardenVue™ windows are specifically designed to be a beautiful and structurally sound addition to your home. This unique window style features trapezoidal operating casement windows and adjustable-height, PVC-coated shelves that are an ideal spot to showcase your indoor flowers or other houseplants.

6. PATIO DOOR

Select from several stunning sliding patio door designs to make your home more beautiful and energy efficient. All of our patio door models are designed for long-lasting durability and smooth operation and are offered with an array of options that allow you to customize both the thermal efficiency and appearance of your new door.

CONNECT WITH US!



WWW.SOFT-LITE.COM



Soft-Lite, window partner of the National Crime Prevention Council, offers intruder-resistant windows.

VINYL COLORS

INTERIOR/EXTERIOR




SOFT-WHITE

BEIGE

*GARDEN WINDOWS NOT AVAILABLE IN BEIGE OR WOODGRAINS. WOODGRAINS ONLY AVAILABLE IN SOFT-WHITE OR BEIGE VINYL.

INTERIOR

WOODGRAIN COLORS*



BRAZILIAN

CHERRY

MEDIUM OAK

LIGHT OAK

OPTIONS




Internal grids will give your Pro™ Windows the look and feel of true divided-lite windows—without the hassles! Because they're between the glass panes, these grids allow for easy cleaning. Our exquisitely beautiful grids are available in both a contoured or flat design and with several distinctive patterns.

Pro picture windows are available in many specialty shapes, all custom built to fit for your home's uniquely shaped openings perfectly. We offer practically any shape you can imagine, from circle-tops to pentagons to octagons and much more.

SURE-COAT

STANDARD EXTERIOR PVC BOND COLORS



LIFETIME WARRANTY

Our Lifetime Warranty is designed to protect your investment and our reputation. It guarantees that our windows will not rot, rust, warp, pit, corrode or blister, and that our vinyl colors will remain true for the life of your home. Our Lifetime Warranty is non-prorated and is fully transferable. We also warrant all moving parts and the hermetically insulated seal against defects in materials or workmanship. Finally, we offer the ultimate in protection with a lifetime glass breakage rider for extra peace of mind. Ask your Soft-Lite representative for a copy of the warranty to review specific terms and conditions.



PRO AUTHORIZED DEALER